

Doshi Doshi & Co

Chartered Accountants

707, Tapas Elegance,
H Colony, Ambawadi,
Ahmedabad - 380015
Phone :- +91 91674 04303
Email :- chintan@ddco.in

INDEPENDENT AUDITOR'S REPORT

To the Members of JFL Life Sciences Limited
Report on the Audit of the Financial Statements

Opinion

We have audited the financial statements of JFL Life Sciences Limited ("the Company"), which comprise the balance sheet as at 31st March 2022, the statement of Profit and Loss, the statement of cash flows for the year then ended, and notes to the financial statements, including a summary of significant accounting policies and other explanatory information.

In our opinion and to the best of our information and according to the explanations given to us, the aforesaid Financial Statements give the information required by the Companies Act, 2013 ("the Act") in the manner so required and give a true and fair view in conformity with the accounting principles generally accepted in India, of the state of affairs of the Company as at March 31, 2022, and its profit, and its cash flows for the year ended on that date.

Basis for Opinion

We conducted our audit of the Financial Statements in accordance with the Standards on Auditing specified under section 143(10) of the Act ("SAs"). Our responsibilities under those Standards are further described in the Auditor's Responsibility for the Audit of the Financial Statements section of our report. We are independent of the Company in accordance with the Code of Ethics issued by the Institute of Chartered Accountants of India ("ICAI") together with the ethical requirements that are relevant to our audit of the Financial Statements under the provisions of the Act and the Rules made thereunder, and we have fulfilled our other ethical responsibilities in accordance with these requirements and the ICAI's Code of Ethics. We believe that the audit evidence we have obtained is sufficient and appropriate to provide a basis for our audit opinion on the Financial Statements.

Information Other than the Financial Statements and Auditor's Report Thereon

The Company's Management and Board of Directors are responsible for the other information. The other information comprises the information included in the Company's annual report, but does not include the financial statements and our auditors' report thereon.

Our opinion on the financial statements does not cover the other information and we do not express any form of assurance conclusion thereon.

In connection with our audit of the financial statements, our responsibility is to read the other information and, in doing so, consider whether the other information is materially inconsistent with the financial statements or our knowledge obtained during the course of our audit or otherwise appears to be materially misstated.

If, based on the work we have performed, we conclude that there is a material misstatement of this other information, we are required to report that fact. We have nothing to report in this regard.



Doshi Doshi & Co

Chartered Accountants

707, Tapas Elegance,
H Colony, Ambawadi,
Ahmedabad - 380015
Phone :- +91 91674 04303
Email :- chintan@ddco.in

Responsibilities of Management and Those Charged with Governance for the Financial Statements

The Company's Board of Directors is responsible for the matters stated in section 134(5) of the Act with respect to the preparation and presentation of these financial statements that give a true and fair view of the financial position, financial performance and cash flows of the Company in accordance with the accounting principles generally accepted in India, including the accounting Standards specified under section 133 of the Act. This responsibility also includes maintenance of adequate accounting records in accordance with the provisions of the Act for safeguarding of the assets of the Company and for preventing and detecting frauds and other irregularities; selection and application of appropriate implementation and maintenance of accounting policies; making judgments and estimates that are reasonable and prudent; and design, implementation and maintenance of adequate internal financial controls, that were operating effectively for ensuring the accuracy and completeness of the accounting records, relevant to the preparation and presentation of the financial statement that give a true and fair view and are free from material misstatement, whether due to fraud or error.

In preparing the financial statements, management is responsible for assessing the Company's ability to continue as a going concern, disclosing, as applicable, matters related to going concern and using the going concern basis of accounting unless management either intends to liquidate the Company or to cease operations, or has no realistic alternative but to do so.

Those Board of Directors are also responsible for overseeing the Company's financial reporting process.

Auditor's Responsibilities for the Audit of the Financial Statements

Our objectives are to obtain reasonable assurance about whether the financial statements as a whole are free from material misstatement, whether due to fraud or error, and to issue an auditor's report that includes our opinion. Reasonable assurance is a high level of assurance, but is not a guarantee that an audit conducted in accordance with SAs will always detect a material misstatement when it exists. Misstatements can arise from fraud or error and are considered material if, individually or in the aggregate, they could reasonably be expected to influence the economic decisions of users taken on the basis of these financial statements.

As part of an audit in accordance with SAs, we exercise professional judgment and maintain professional skepticism throughout the audit. We also:

- a) Identify and assess the risks of material misstatement of the financial statements, whether due to fraud or error, design and perform audit procedures responsive to those risks, and obtain audit evidence that is sufficient and appropriate to provide a basis for our opinion. The risk of not detecting a material misstatement resulting from fraud is higher than for one resulting from error, as fraud may involve collusion, forgery, intentional omissions, misrepresentations, or the override of internal control.
- b) Obtain an understanding of internal control relevant to the audit in order to design audit procedures that are appropriate in the circumstances, but not for the purpose of expressing an opinion on whether the



Doshi Doshi & Co

Chartered Accountants

707, Tapas Elegance,
H Colony, Ambawadi,
Ahmedabad - 380015
Phone :- +91 91674 04303
Email :- chintan@ddco.in

company has in place adequate internal financial controls with reference to financial statements and the operating effectiveness of such controls.

- c) Evaluate the appropriateness of accounting policies used and the reasonableness of accounting estimates and related disclosures made by management.
- d) Conclude on the appropriateness of management's use of the going concern basis of accounting and, based on the audit evidence obtained, whether a material uncertainty exists related to events or conditions that may cast significant doubt on the Company's ability to continue as a going concern. If we conclude that a material uncertainty exists, we are required to draw attention in our auditor's report to the related disclosures in the financial statements or, if such disclosures are inadequate, to modify our opinion. Our conclusions are based on the audit evidence obtained up to the date of our auditor's report. However, future events or conditions may cause the Company to cease to continue as a going concern.
- e) Evaluate the overall presentation, structure and content of the financial statements, including the disclosures, and whether the financial statements represent the underlying transactions and events in a manner that achieves fair presentation.

We communicate with those charged with governance regarding, among other matters, the planned scope and timing of the audit and significant audit findings, including any significant deficiencies in internal control that we identify during our audit.

We also provide those charged with governance with a statement that we have complied with relevant ethical requirements regarding independence, and to communicate with them all relationships and other matters that may reasonably be thought to bear on our independence, and where applicable, related safeguards.

Report on Other Legal and Regulatory Requirements

As required by the Companies (Auditor's Report) Order, 2020 ("the Order"), issued by the Central Government of India in terms of sub-section (11) of section 143 of the Act, we give in the "Annexure A" a statement on the matters specified in paragraphs 3 and 4 of the Order, to the extent applicable.

As required by Section 143(3) of the Act, we report that:

- a) We have sought and obtained all the information and explanations which to the best of our knowledge and belief were necessary for the purposes of our audit.
- b) In our opinion, proper books of account as required by law have been kept by the Company so far as it appears from our examination of those books.
- c) The Balance Sheet, the Statement of Profit and Loss and the Cash Flow Statement dealt with by this Report are in agreement with the books of account.
- d) In our opinion, the aforesaid financial statements comply with Accounting Standards specified under Section 133 of the Act, read with Rule 7 of the Companies (Accounts) Rules, 2014 (as amended).



Doshi Doshi & Co

Chartered Accountants

707, Tapas Elegance,
H Colony, Ambawadi,
Ahmedabad - 380015
Phone :- +91 91674 04303
Email :- chintan@ddco.in

- e) On the basis of the written representations received from the directors as on 31st March, 2022 taken on record by the Board of Directors, none of the directors is disqualified as on 31st March, 2022 from being appointed as a director in terms of Section 164(2) of the Act.
- f) In our opinion and to the best of our information and according to the explanations given to us the provisions of section 143(3)(i) for reporting on the adequacy of internal financial controls with reference to financial statements and the operating effectiveness of such controls of the Company, are not applicable; and
- g) As required by section 197(16) of the Act, as amended, in our opinion and to the best of our information and according to the explanations given to us, we report that remuneration paid by the Company to its directors during the year is in accordance with the provisions of section 197 of the Act.
- h) With respect to the other matters to be included in the Auditor's Report in accordance with Rule 11 of the Companies (Audit and Auditors) Rules, 2014, in our opinion and to the best of our information and according to the explanations given to us:
- i. There is no pending litigation on Company for which disclosure is required.
 - ii. The Company has made provision, as required under the applicable law or accounting standards, for material foreseeable losses, if any, on long-term contracts including derivative contracts.
 - iii. There are no amounts which are required to be transferred Investor Education and Protection Fund by the Company.
- i) (a) The management has represented that, to the best of its knowledge and belief, no funds have been advanced or loaned or invested (either from borrowed funds or share premium or any other sources or kind of funds) by the company to or in any other persons or entities, including foreign entities ("Intermediaries"), with the understanding, whether recorded in writing or otherwise, that the Intermediary shall, whether, directly or indirectly lend or invest in other persons or entities identified in any manner whatsoever by or on behalf of the company ("Ultimate Beneficiaries") or provide any guarantee, security or the like on behalf of the Ultimate Beneficiaries;
- (b) The management has represented that, to the best of it's knowledge and belief, other than as disclosed in notes to accounts, no funds have been received by the company from any persons or entities, including foreign entities ("Funding Parties"), with the understanding, whether recorded in writing or otherwise, that the company shall, whether, directly or indirectly, lend or invest in other persons or entities identified in any manner whatsoever by or on behalf of the Funding Party ("Ultimate Beneficiaries") or provide any guarantee, security or the like on behalf of the Ultimate Beneficiaries; and



Doshi Doshi & Co

Chartered Accountants

707, Tapas Elegance,
H Colony, Ambawadi,
Ahmedabad - 380015
Phone :- +91 91674 04303
Email :- chintan@ddco.in

(c) Based on such audit procedures that we have considered reasonable and appropriate in the circumstances, nothing has come to our notice that has caused us to believe that the representations given under (a) and (b) above, contain any material mis-statement.

For **Doshi Doshi & Co,**
Chartered Accountants
Firm Registration No.: 153683W

Chintan Doshi
Partner
Membership No.:158931



Place: Ahmedabad
Date: 29 July 2022
UDIN: 22158931AVHFRI3022

Doshi Doshi & Co
Chartered Accountants

707, Tapas Elegance,
H Colony, Ambawadi,
Ahmedabad - 380015
Phone :- +91 91674 04303
Email :- chintan@ddco.in

"Annexure - A" referred to in the Independent Auditors' Report of even date to the members of JFL Life Sciences Limited on the Financial Statements for the year ended March 31, 2022

Based on the audit procedures performed for the purpose of reporting a true and fair view on the financial statements of the Company and taking into consideration the information and explanations given to us and the books of account and other records examined by us in the normal course of audit, we report that:

1. (a) The Company has maintained proper records showing full particulars, including quantitative details and situation of property, plant and equipment.
- (b) Some of the fixed assets were physically verified during the year by the management in accordance with programmed of verification, which in our opinion provides for physical verification of all the fixed assets at reasonable intervals. According to the information and explanations given to us, no material discrepancies were noticed on such verification. In our opinion, the frequency of verification of the fixed assets is reasonable having regard to the size of the Company and the nature of its assets.
- (c) According to the information and explanations given to us and on the basis of our examination of the records of the Company, Company does not possess any immovable property, hence this clause will not be applicable.
- (d) According to the information and explanations given to us and the records examined by us and based on the examination, the Company has not revalued any of its property, plant and equipment during the year.
- (e) According to the information and explanations given to us and the records examined by us and based on the examination, no proceedings have been initiated during the year or are pending against the Company as at 31st March, 2022 for holding any benami property under the Benami Transactions (Prohibition) Act, 1988 (as amended in 2016) and rules made thereunder.
2. (a) The stock of Inventories has been physically verified at reasonable intervals by the Management.
- (b) The Company has been sanctioned working capital limits in excess of Rs. 5 crores, in aggregate, from banks on the basis of security of current assets. The Company has filed monthly returns or statements with such banks, which are in agreement with the books of account other than those as set out in Note 33 of financial statements.
3. As informed, Company has not given any loans, secured or unsecured to firms or other parties listed in register maintained under section 189 of the Act. Hence, reporting under clause (iii) (a) to (f) of the order is not applicable.
4. In our opinion and according to the information and explanations given to us, the Company has not given any loans, guarantees or security or made any investments to which provisions of section 185 and 186 of the Act is applicable, and accordingly paragraph 3 (iv) of the Order is not applicable to the Company.



Doshi Doshi & Co

Chartered Accountants

707, Tapas Elegance,
H Colony, Ambawadi,
Ahmedabad - 380015
Phone :- +91 91674 04303
Email :- chintan@ddco.in

5. The Company has not accepted any deposits from the Public within the meaning of the provisions of section 73 to 76 or any other relevant provisions of the Act and the rules framed thereunder. Further, according to the information and explanations given to us, no order has been passed by the Company Law Board of National Company Law Tribunal or Reserve Bank of India or any court or any other Tribunal, in this regard.
6. According to information and explanation given to us, the Company is not required to maintain any cost records as specified by the Central Government under section 148(1) of the Act Accordingly, paragraph 3(vi) of the Order is not applicable to the Company.
7. (a) According to the information and explanations given to us and on the basis of our examination of the books of account, the company has been generally regular in depositing undisputed statutory dues including Goods and Service Tax, provident fund, employees state insurance, Income Tax, Value added tax, cess and any other material statutory dues during the year with the appropriate authorities. Moreover, as at March 31, 2022, there are no such undisputed dues payable for a period of more than six months from the date they became payable.

(b) There are no dues outstanding in respect of income- tax, sales-tax, service- tax, duty of customs, duty of excise and value added tax on account of any dispute.
8. According to the information and explanations given to us, there were no transactions relating to previously unrecorded income that were surrendered or disclosed as income in the tax assessments under the Income Tax Act, 1961 (43 of 1961) during the year.
9. (a) According to the records of the Company examined by us and the information and explanations given to us, the Company has not defaulted in repayment of loans or other borrowings or in the payment of interest to any lender during the year.

(b) According to the information and explanations given to us and on the basis of our audit procedures, we report that the Company has not been declared wilful Defaulter by any bank or financial institution or government or any government authority.

(c) In our opinion, and according to the information and explanations given to us, the term loans have been applied, on an overall basis, for the purposes for which they were obtained.

(d) According to the information and explanations given to us, and the procedures performed by us, and on an overall examination of the financial statements of the Company, no funds raised on short term basis have been utilized for long term purposes.

(e) According to the information and explanations given to us and on an overall examination of the financial statements of the Company, we report that the Company has not taken any funds from any entity or person on account of or to meet the obligations of its subsidiaries.

(f) According to the information and explanations given to us and procedures performed by us, we report that the Company has not raised loans during the year on the pledge of securities held in its subsidiaries.



Doshi Doshi & Co

Chartered Accountants

707, Tapas Elegance,
H Colony, Ambawadi,
Ahmedabad - 380015
Phone :- +91 91674 04303
Email :- chintan@ddco.in

10. (a) The Company did not raise any money by way of initial public offer or further public offer (including debt instruments).
- (b) The Company has not made any preferential allotment or private placement of shares or convertible debentures (fully, partially or optionally convertible) during the year;
11. (a) According to the information and explanations given to us, no fraud by the Company or on the Company by its officers or employees has been noticed or reported during the year.
- (b) According to the information and explanations given to us, no report under sub-section (12) of section 143 of the Companies Act has been filed by the auditors in Form ADT-4 as prescribed under rule 13 of Companies (Audit and Auditors) Rules, 2014 with the Central Government, during the year.
- (c) According to the information and explanations given to us, there were is no whistle blower complaints received by the Company during the year.
12. In our opinion and according to the information and explanations given to us, the Company is not a Nidhi company. Accordingly, paragraph 3(xii) of the Order is not applicable to the Company.
13. According to the information and explanations given to us and based on our examination of the records of the Company, transactions with the related parties are in compliance with section 177 and 188 of the Act where applicable and details of such transactions have been disclosed in the financial statements as required by the applicable Accounting Standard.
14. According to the information and explanations give to us and based on our examination of the records of the Company, provision of mandatory Internal audit system is not applicable to the company. Accordingly, paragraph 3(xiv) of the Order is not applicable to the Company.
15. According to the information and explanations given to us and based on our examination of the records of the Company, the Company has not entered into non-cash transactions with directors or persons connected with him. Accordingly, paragraph 3(xv) of the Order is not applicable to the Company.
16. The Company is not required to be registered under section 45-IA of the Reserve Bank of India Act 1934. Hence, reporting under clause (xvi)(a), (b), (c) and (d) of the Order is not applicable.
17. The Company has not incurred any cash losses in the financial year or in the immediately preceding financial year.
18. During the year, the previous auditor SPD & Co. has resigned as a Statutory auditor of the Company. However, there are no issues, objections or concerns raised by the outgoing auditors which has to be considered.
19. On the basis of the financial ratios, ageing and expected dates of realization of financial assets and payment of financial liabilities, other information accompanying the financial statements and our knowledge of the Board of Directors and Management plans and based on our examination of the evidence supporting the assumptions, nothing has come to our attention, which causes us to believe that any material uncertainty exists as on the date of the audit report indicating that Company is not capable of meeting its liabilities existing at the date of balance sheet as and when they fall due within a period of one year from the balance sheet date. We, however, state that this is not an assurance as to the future viability of the Company. We further state that our reporting is based on the facts up to the



Doshi Doshi & Co

Chartered Accountants

707, Tapas Elegance,
H Colony, Ambawadi,
Ahmedabad - 380015
Phone :- +91 91674 04303
Email :- chintan@ddco.in

date of the audit report and we neither give any guarantee nor any assurance that all liabilities falling due within a period of one year from the balance sheet date, will get discharged by the Company as and when they fall due.

20. The Company was not having net worth of rupees five hundred crore or more, or turnover of rupees one thousand crore or more or a net profit of rupees five crore or more during the immediately preceding financial year and hence, provisions of Section 135 of the Act are not applicable to the Company during the year. Accordingly, reporting under clause 3(xx) of the Order is not applicable for the year.

For **Doshi Doshi & Co,**
Chartered Accountants
Firm Registration No.: 153683W

Chintan Doshi
Partner
Membership No.:158931



Place: Ahmedabad
Date: 29 July 2022
UDIN: 22158931AVHFRI3022


JFL Life Sciences Limited
Balance Sheet as at 31 Mar 2022
(All amounts in Lakhs INR except otherwise stated)

Particulars	Note No	As at 31 March 2022	As at 31 March 2021
Equity and liabilities			
Shareholders' funds			
Equity share capital	3	802	50
Reserves and surplus	4	327	641
		1,129	691
Non-current liabilities			
Long term borrowings	5	841	818
Long-term provisions	6	-	-
Deferred tax liabilities (Net)	7	18	14
		859	832
Current liabilities			
Short term borrowings	8	744	861
Trade payables			
- Total outstanding dues of micro and small enterprises	9	-	-
- Total outstanding dues of creditors other than micro and small enterprises	9	1,544	460
Other current liabilities	10	435	36
Short-term provisions	6	115	-
		2,838	1,356
		4,826	2,879
Total			
Assets			
Non-current assets			
Property, plant and equipment			
Tangible assets	11	713	645
Intangible assets		-	-
Long-term loans and advances	12	80	15
Other Non Current Assets	13	102	191
		895	851
Current assets			
Inventories	14	1,496	574
Trade receivables	15	1,981	1,181
Cash and cash equivalents	16	19	4
Short-term loans and advances	17	425	270
Other current assets	18	10	0
		3,929	2,028
		4,826	2,879
Total			

Notes 1 to 27 form an integral part of these financial statements.

This is the Balance Sheet referred to in our report of even date.

For Doshi Doshi & Co
Chartered Accountants
Firm Registration No. 153683W


Chintan Doshi
Partner
Membership No. : 158931



Place : Ahmedabad
Date : July 29, 2022

For and on behalf of the Board of Directors


SMIRALA PATEL
Director
DIN: 00769486


TEJAL S. PATEL
Director
DIN: 07391559


PRATIMA SINGH
Company Secretary
Mem No.: A67869


BHAUMIK SHAH
CFO

Place : Ahmedabad
Date : July 29, 2022

Place : Ahmedabad
Date : July 29, 2022

JFL Life Sciences Limited

Statement of Profit and Loss for the year ended 31 March 2022

(All amounts in Lakhs INR except otherwise stated)

Particulars	Note No	For the year ended 31 March 2022	For the year ended 31 March 2021
Income (A)			
Revenue from operations	19	3,359	3,277
Other income	20	89	9
Total income		3,448	3,286
Expenses (B)			
Cost of Material Consumed	21	3,049	2,872
Changes in Inventories	22	(469)	15
Employee benefits expense	23	143	96
Finance costs	24	208	123
Depreciation and amortisation expense	25	37	26
Other expenses	26	101	76
Total expenses		3,069	3,208
Profit before tax and prior period (I-II)		379	78
Prior period expense (net)		-	-
Profit before tax		379	78
Tax expenses			
Current tax		98	18
Current tax - earlier year		(3)	-
Deferred tax (credit) / charge		4	4
Total tax expenses		99	22
Profit for the year (A-B)		280	56
Profit per equity share of face value of Rs. 10 each			
Basic and Diluted (in Rs.)	27	4.11	0.92

Notes 1 to 27 form an integral part of these financial statements.

This is the statement of profit and loss referred to in our report of even date.

For Doshi Doshi & Co
Chartered Accountants
Firm Registration No. 153683W


Chintan Doshi

Partner

Membership No. : 158931



Place : Ahmedabad

Date : July 29, 2022

For and on behalf of the Board of Directors


SMIRALA.PATEL
Director
DIN: 00769486


PRATIMA SINGH
Company Secretary
Mem No.: A67869

Place : Ahmedabad

Date : July 29, 2022


TEJAL S.PATEL
Director
DIN: 07391559


BHAUMIK SHAH
CFO

Place : Ahmedabad

Date : July 29, 2022

JFL Life Sciences Limited

Cash flow statement for the year ended March 31, 2022

(All amounts in Lakhs INR except otherwise stated)

Particulars	For the year ended 31 March 2022	For the year ended 31 March 2021
A. CASH FLOW FROM OPERATING ACTIVITIES		
Profit before tax	379	78
Adjustments for:		
Finance cost	208	123
Depreciation and amortisation income	37	26
Provision for Gratuity	9	-
Interest income	(10)	(8)
Operating loss before working capital changes	623	218
Movements in working capital:		
Adjusted for (Increase)/Decrease in operating assets		
Long-Term Loans and advances	(1)	-
Inventories	(922)	(199)
Trade Receivables	(800)	260
Short Term Loans and advances	(155)	(37)
Other Current Assets	(10)	-
Adjusted for Increase/(Decrease) in operating liabilities:		
Trade Payables	1,084	(483)
Other Current Liabilities	399	(204)
Cash generated (used in)/from operations	219	(443)
Income tax paid	14	(18)
Net cash flow generated (used in)/from operating activities (A)	233	(461)
B. CASH FLOW FROM INVESTING ACTIVITIES		
Interest received	10	8
Proceeds from fixed deposits	88	-
Loans received	-	(201)
Purchase of property, plant and equipment and intangible assets	(170)	(172)
Net cash flow from/(used in) investing activities (B)	(73)	(365)
C. CASH FLOW FROM FINANCING ACTIVITIES		
Repayment of long and short-term borrowings	(93)	831
Issue of Equity Share Capital including share premium	156	92
Finance cost	(208)	(123)
Net cash flow used in financing activities (C)	(145)	800
Net (decrease) in cash and cash equivalents (A+B+C)	15	(26)
Cash and cash equivalents at the beginning of the year	4	30
Cash and cash equivalents at the end of the year (refer note 13)	19	4

Notes

The cash flow statement has been prepared under the indirect method as set out in Accounting Standard 3 ('AS 3') on Cash Flow Statement prescribed in Companies (Accounting Standard) Rules, 2006.

This is the cash flow statement referred to in our report of even date.

For Doshi Doshi & Co
Chartered Accountants
Firm Registration No. 153683W


Chintan Doshi
Partner

Membership No. : 158931



Place : Ahmedabad
Date : July 29, 2022

For and on behalf of the Board of Directors



SMIRALA PATEL
Director
DIN: 00769486



PRATIMA SINGH
Company Secretary
Mem No.: A67869

Place : Ahmedabad
Date : July 29, 2022



TEJA S. PATEL
Director
DIN: 07391559



BHAUMIK SHAH
CFO

Place : Ahmedabad
Date : July 29, 2022

1 Corporate information

JFL Life Sciences Ltd is a public limited company, incorporated in the year 2010. Company is engaged in producing and marketing a wide range of formulations. The Company has manufacturing facilities with trading and related activities extending to the global market.

2 Basis of preparation

The financial statements of the Company have been prepared in accordance with the generally accepted accounting principles in India (Indian GAAP), including the Companies (Accounting Standards), Rules, 2006 (as amended). The Company has prepared these financial statements to comply in all material respects with the accounting standards notified under section 133 of the Companies Act, 2013, read with Companies (Accounts) Rules, 2014. The financial statements have been prepared on accrual basis and under the historical cost convention.

All the assets and liabilities have been classified as current and non-current as per the Company's normal operating cycle and other criteria set out in the Schedule III of the Companies Act, 2013. Based on the nature of products and the time between the acquisition of the assets for processing and their realisation in cash and cash equivalents, the Company has ascertained its operating cycle as up to twelve months for the purpose of current/non-current classification of assets and liabilities. The financial statements are presented in Indian rupees, which is also the Company's functional currency.

2.1 Summary of significant accounting policies

a) Use of estimates

The preparation of financial statements in conformity with Indian GAAP requires the management to make judgments, estimates and assumptions that affect the reported amounts of revenues, expenses, assets and liabilities and the disclosure of contingent liabilities, at the end of the reporting period. Although these estimates are based on the management's best knowledge of current events and actions, uncertainty about these assumptions and estimates could result in the outcomes requiring a material adjustment to the carrying amounts of assets or liabilities in future periods.

b) Property, plant and equipment

Property, plant and equipment, capital work in progress are stated at cost, net of accumulated depreciation and accumulated impairment losses, if any. The cost comprises purchase price, borrowing costs if capitalisation criteria are met, directly attributable cost of bringing the asset to its working condition for the intended use and initial estimate of decommissioning, restoring and similar liabilities. Any trade discounts and rebates are deducted in arriving at the purchase price. Such cost includes the cost of replacing part of the plant and equipment. When significant parts of property, plant and equipment are required to be replaced at intervals, the Company depreciates them separately based on their specific useful lives. Likewise, when a major inspection is performed, its cost is recognised in the carrying amount of the plant and equipment as a replacement if the recognition criteria are satisfied. All other repair and maintenance costs are recognised in statement of profit or loss as incurred.

Gains or losses arising from derecognition of property, plant and equipment are measured as the difference between the net disposal proceeds and the carrying amount of the asset and are recognised in the statement of profit and loss when the asset is derecognised.

c) Inventories

Inventories are valued at the lower of cost (on FIFO / weighted average basis) and the net realisable value after providing for obsolescence and other losses, where considered necessary. Cost includes all charges in bringing the goods to the point of sale, including octroi and other levies, transit insurance and receiving charges. Work-in-progress and finished goods include appropriate proportion of overheads and, where applicable, excise duty.



d) Depreciation on property, plant and equipment and intangibles

Depreciation on property, plant and equipment is provided on straight line basis using the rates arrived at based on the useful lives specified in the Schedule II to the Companies Act, 2013 except of Furniture and fixtures. The Company has used the following useful life to provide depreciation on its property, plant and equipment.

Description of asset	Useful life
Buildings	30 years
Office equipment	5 years
Furniture and fixtures	5 years
Plant and Machinery	15 years
Vehicles	10 years

Leasehold land is depreciated based on tenure of lease

Depreciation and amortisation on assets acquired / disposed of during the year is provided on pro-rata basis with reference to the date of acquisition / disposal.

e) Impairment of property, plant and equipment and intangible assets

The Company assesses at each reporting date whether there is an indication that an asset may be impaired. If any indication exists, or when annual impairment testing for an asset is required, the Company estimates the asset's recoverable amount. An asset's recoverable amount is the higher of an asset's or cash-generating unit's (CGU) net selling price and its value in use. The recoverable amount is determined for an individual asset, unless the asset does not generate cash inflows that are largely independent of those from other assets or groups of assets. Where the carrying amount of an asset or CGU exceeds its recoverable amount, the asset is considered impaired and is written down to its recoverable amount. In assessing value in use, the estimated future cash flows are discounted to their present value using a pre-tax discount rate that reflects current market assessments of the time value of money and the risks specific to the asset. In determining net selling price, recent market transactions are taken into account, if available. If no such transactions can be identified, an appropriate valuation model is used.

The Company bases its impairment calculation on detailed budgets and forecast calculations which are prepared separately for each of the Company's cash generating units to which the individual assets are allocated. These budgets and forecast calculations are generally covering a period of five years. For longer periods, a long term growth rate is calculated and applied to project future cash flows after the fifth year.

Impairment losses of continuing operations are recognised in the statement of profit and loss.

An assessment is made at each reporting date as to whether there is any indication that previously recognised impairment losses may no longer exist or may have decreased. If such indication exists, the Company estimates the asset's or cash-generating unit's recoverable amount. A previously recognised impairment loss is reversed only if there has been a change in the assumptions used to determine the asset's recoverable amount since the last impairment loss was recognised. The reversal is limited so that the carrying amount of the asset does not exceed its recoverable amount, nor exceed the carrying amount that would have been determined, net of depreciation, had no impairment loss been recognised for the asset in prior years. Such reversal is recognised in the statement of profit and loss.

f) Revenue recognition

Revenue is recognised to the extent that it is probable that the economic benefits will flow to the Company and the revenue can be reliably measured. The following specific recognition criteria is ensured before revenue is recognised

Income from services

Revenue from services contracts priced on time and material basis are recognised when services are rendered and related costs are incurred. The Company collects Goods and Service Tax on behalf of the government and, therefore, it is not an economic benefit flowing to the Company. Hence, it is excluded from revenue.

g) Earnings per share

Basic earnings per share are calculated by dividing the net profit or loss for the period attributable to equity shareholders by the weighted average number of equity shares outstanding during the period. The weighted average number of equity shares outstanding during the period is adjusted for events such as bonus issue, bonus element in a rights issue, share split and reverse share split (consolidation of shares) that have changed the number of equity shares outstanding, without a corresponding change in resources.

For the purpose of calculating diluted earnings per share, the net profit or loss for the period attributable to equity shareholders and the weighted average number of shares outstanding during the period are adjusted for the effects of all dilutive potential equity shares.



h) Foreign currency transactions

Initial recognition

Foreign currency transactions are recorded in the reporting currency, by applying to the foreign currency amount the exchange rate between the reporting currency and the foreign currency at the date of the transaction.

Conversion

Foreign currency monetary items are retranslated using the exchange rate prevailing at the reporting date. Non-monetary items, which are measured in terms of historical cost denominated in a foreign currency, are reported using the exchange rate at the date of the transaction. Non-monetary items, which are measured at fair value or other similar valuation denominated in a foreign currency, are translated using the exchange rate at the date when such value was determined.

Treatment of exchange differences

Exchange differences arising on settlement / restatement of foreign currency monetary assets and liabilities of the Company are recognised as income or expense in the statement of profit and loss.

i) Leases

Where the Company is the lessee

Leases where the lessor effectively retains substantially all the risks and benefits of ownership of the leased item, are classified as operating leases. Operating lease payments are recognised as an expense in the Statement of Profit and Loss on a straight-line basis over the lease term.

j) Retirement benefits

Retirement benefit in the form of provident fund is a defined contribution scheme. The Company has no obligation, other than the contribution payable to the provident fund. The Company recognises contribution payable to the provident fund scheme as an expenditure, when an employee renders the related service. If the contribution payable to the scheme for service received before the balance sheet date exceeds the contribution already paid, the deficit payable to the scheme is recognised as a liability after deducting the contribution already paid. If the contribution already paid exceeds the contribution due for services received before the balance sheet date, then excess is recognised as an asset to the extent that the pre payment will lead to, for example, a reduction in future payment or a cash refund.

The Company operates defined benefit plan for its employees viz. gratuity. The costs of providing benefits under these plans are determined on the basis of actuarial valuation at each year-end. Separate actuarial valuation is carried out for each plan using the projected unit credit method. Actuarial gains and losses for both defined benefit plans are recognised in full in the period in which they occur in the statement of profit and loss.

Accumulated leave, which is expected to be utilised within the next 12 months, is treated as short-term employee benefit. The Company measures the expected cost of such absences as the additional amount that it expects to pay as a result of the unused entitlement that has accumulated at the reporting date.

The Company recognises termination benefit as a liability and an expense when the Company has a present obligation as a result of past event, it is probable that an outflow of resources embodying economic benefits will be required to settle the obligation and a reliable estimate can be made of the amount of the obligation. If the termination benefits fall due more than 12 months after the balance sheet date, they are measured at present value of future cash flows using the discount rate determined by reference to market yields at the balance sheet date on government bonds.



k) Income taxes

Tax expense comprises of current and deferred tax. Current income tax is measured at the amount expected to be paid to the tax authorities in accordance with the Income-tax Act, 1961 enacted in India. The tax rates and tax laws used to compute the amount are those that are enacted or substantively enacted, at the reporting date.

Deferred income taxes reflect the impact of timing differences between taxable income and accounting income originating during the current year and reversal of timing differences for the earlier years. Deferred tax is measured using the tax rates and the tax laws enacted or substantively enacted at the reporting date.

Deferred tax liabilities are recognised for all taxable timing differences. Deferred tax assets are recognised only to the extent that there is reasonable certainty that sufficient future taxable income will be available against which such deferred tax assets can be realised. In situation where the Company has unabsorbed depreciation or carry forward losses, deferred tax assets are recognised only if there is virtual certainty supported by convincing evidence that they can be realised against future taxable profits.

At each reporting date, the company re-assesses unrecognised deferred tax assets. It recognises unrecognised deferred tax asset to the extent that it has become reasonably certain or virtually certain, as the case may be, that sufficient future taxable income will be available against which such deferred tax assets can be realised.

The carrying amount of deferred tax assets are reviewed at each balance sheet date. The Company writes-down the carrying amount of deferred tax asset to the extent that it is no longer reasonably certain or virtually certain, as the case may be that sufficient future taxable income will be available against which deferred tax asset can be realised. Any such write down is reversed to the extent that it becomes reasonably certain or virtually certain, as the case may be that sufficient future taxable income will be available.

Deferred tax assets and deferred tax liabilities are offset, if a legally enforceable right exists to set off current tax assets against current tax liabilities and the deferred tax assets and deferred tax liabilities relate to the taxes on income levied by same governing taxation laws.

Minimum alternate tax (MAT) paid in a year is charged to the statement of profit and loss as current tax. The Company recognises MAT credit available as an asset only to the extent that there is convincing evidence that the Company will pay normal income tax during the specified period, i.e., the period for which MAT credit is allowed to be carried forward. In the year in which the Company recognises MAT credit as an asset in accordance with the Guidance Note on Accounting for Credit Available in respect of Minimum Alternative Tax under the Income-tax Act, 1961, the said asset is created by way of credit to the statement of profit and loss and shown as "MAT Credit Entitlement." The Company reviews the "MAT credit entitlement" asset at each reporting date and writes down the asset to the extent the Company does not have convincing evidence that it will pay normal tax during the specified period.

l) Borrowing Cost

Borrowing cost includes interest and amortisation of ancillary costs incurred in connection with the arrangement of borrowings.

Borrowing costs directly attributable to the acquisition, construction or production of an asset that necessarily takes a substantial period of time to get ready for its intended use or sale are capitalised as part of the cost of the respective asset. All other borrowing costs are expensed in the period they occur.

m) Cash and cash equivalents

Cash and cash equivalents for the purposes of cash flow statement comprises cash at bank and in hand and short-term investments with an original maturity of three months or less.

n) Provisions

A provision is recognised when the Company has a present obligation as a result of past event, it is probable that an outflow of resources embodying economic benefits will be required to settle the obligation and a reliable estimate can be made of the amount of the obligation. Provisions are not discounted to their present value and are determined based on the best estimate required to settle the obligation at the reporting date. These estimates are reviewed at each reporting date and adjusted to reflect the current best estimates.

o) Contingent liability

A contingent liability is a possible obligation that arises from past events whose existence will be confirmed by the occurrence or non-occurrence of one or more uncertain future events beyond the control of the Company or a present obligation that is not recognised because it is not probable that an outflow of resources will be required to settle the obligation. A contingent liability also arises in extremely rare cases where there is a liability that cannot be recognised because it cannot be measured reliably. The Company does not recognise a contingent liability but discloses its existence in the financial statements.



JFL Life Sciences Limited

Notes to financial statements for the year ended March 31, 2022

(All amounts in Lakhs INR except otherwise stated)

3 Share capital

Particulars	Numbers	As at	
		31 March 2022	31 March 2021
Authorised			
Equity shares of Rs. 10 each	1,10,00,000	1,100	50
		1,100	50
Issued, subscribed and paid up			
Equity shares of Rs 10 each	80,20,441	802	50
Total		802	50

(a) Reconciliation of equity shares outstanding at the beginning and at the end of the reporting period

Outstanding equity shares at the beginning of the year	4,96,957	4,22,927
Add: Issue of equity shares during the year	1,20,000	74,030
Add: Bonus issue of equity shares during the year	74,03,484	-
Outstanding equity shares at the end of the year	80,20,441	4,96,957

(b) Terms/ rights attached to equity shares

The Company has only one class of equity shares having a par value of Rs. 10 per share. Each holder of equity share carries one vote and is entitled to dividend that may be declared by the Board of Directors, which is subject to the approval of the shareholders in the Annual General Meeting.

In the event of liquidation of the Company, the holders of equity shares will be entitled to receive remaining assets of the Company, after distribution of all preferential amounts. The distribution will be in proportion to the number of equity shares held by the shareholders.

(c) Details of shares held by each shareholder holding more than 5% shares

Equity shares of Rs. 10 each	Number	% Shareholding	Number	% Shareholding
SMIRAL A PATEL	48,75,210	61%	3,58,970	72%
TEJAL PATEL	18,23,718	23%	80,286	16%
SMIRAL A PATEL HUF	4,38,074	5%	33,698	7%

As per records of the Company, including its register of members and other declaration received from share holders regarding beneficiary interest, the above share holding represents both legal and beneficial ownership of shares.

(e) Aggregate number of bonus shares issued, shares issued for consideration other than cash and shares bought back during the period of five years immediately preceding the reporting date.

Particulars	Mar 31, 2022	Mar 31, 2021
	Number	Number
Equity shares allotted as fully paid bonus shares by capitalization of reserves	74,03,484	-

(f) Details of shareholding of promoters:

Shares held by promoters at the end of the year	Mar 31, 2022	Mar 31, 2021	% change during the period / year
Promoter name	No. of shares	% of total shares	
SMIRAL A PATEL	48,75,210	60.78%	-11.63%
TEJAL PATEL	18,23,718	22.74%	6.58%
Shares held by promoters at the end of the year	Mar 31, 2022	Mar 31, 2021	% change during the period / year
Promoter name	No. of shares	% of total shares	
SMIRAL A PATEL	3,59,870	72.41%	4.29%
TEJAL PATEL	80,286	16.16%	-2.82%

4 Reserves and surplus

Particulars	As at	
	31 March 2022	31 March 2021
Securities premium account		
Opening balance	457	368
Add: Addition for the period	144	88
Less: Bonus issue during the period	(555)	-
Closing balance	46	457
Surplus in the statement of profit and loss		
Opening balance	186	126
Add: Profit for the period / year	280	59
Less: Bonus issue during the period	(186)	-
Net surplus in statement of profit and loss	280	186
	326	643



5 Long term borrowings

Particulars	As at	As at
	31 March 2022	31 March 2021
Secured		
Term loans		
- from banks	146	111
- from banks towards vehicle loan	5	14
- from financial institutions	663	627
	815	751
Unsecured		
Term loans		
- from banks - unsecured	7	18
- from financial institution - unsecured	19	49
	26	67
	841	818

Securities for term loans

- a) Term loans of Rs. 460 lakhs (Previous year :- Rs. 369 lakhs) including current maturity of long term debts as given in Note no.7 from financial institution secured by plot no. 406 & 407, Bavla, Dholka, Ahmedabad.
- b) Term loans of Rs. 305 lakhs (Previous year :- Rs. 335 lakhs) including current maturity of long term debts as given in Note no.7 from financial institution secured by first charge in favour of SIDBI by way of hypothecation on the entire movable assets of the borrower including all plant and machinery, equipment, miscellaneous fixed assets, including tools, spares etc., acquired/ to be acquired under the project. Further, first paripassu charge by way of hypothecation in favour of SIDBI of all the current assets of the borrower including stock, raw material, stock in process, finished & semi-finished goods, consumable stores and book debts, etc. both present and future.
- c) Term loans of Rs. 169 lakhs (Previous year :- Rs. 162 lakhs) including current maturity of long term debts as given in Note no.7 from bank secured by factory land and building located at plot no. 615, Kerala, Bavla - 382220.
- d) Vehicle loan of Rs. 14 lakhs (Previous year :- Rs. 17 lakhs) including current maturity of long term debts as given in Note No.7 from banks secured by hypothecation of vehicle.

Term of Repayment

- a) Term loan from SBI of Rs. 59 lakhs repayable in 36 principal installments of Rs. 2 lakhs starting from November 2023.
- b) Term loan from SBI of Rs. 9 lakhs repayable in 3 principal installments of Rs. 3 lakhs upto June 2022.
- c) Term loan from SBI of Rs. 102 lakhs repayable in 36 principal installments of Rs. 3 lakhs starting from November 2022.
- d) Term loan from SIDBI of Rs. 22 lakhs repayable in 11 principal installments of Rs. 2 lakhs starting from April 2022.
- e) Term loan from SIDBI of Rs. 281 lakhs repayable in 50 principal installments of Rs. 6 lakhs.
- f) Term loan from Ugro Capital Limited of Rs. 111 lakhs repayable in 60 installments starting from January 2024.
- g) Term loan from Ugro Capital Limited of Rs. 324 lakhs repayable in 120 installments upto January 2031.
- h) Vehicle loan of Rs. 14 lakhs repayable in 68 installments upto October 2024.
- i) Unsecured term loans from banks of Rs. 28 lakhs shall be repaid within next one year except Rs. 7 lakhs payable upto November 2023.
- jj) Unsecured term loans from financial institutions of Rs. 63 lakhs shall be repaid within next one year except Rs. 19 lakhs payable upto November 2023.
- k) Range of interest on borrowings is between 6.15% to 20%.

6 Provisions

The liabilities recognised for employees consist of the following amounts:

Long-term provisions

Provision for gratuity

	-	-
	-	-

Short term provisions

Provision for gratuity

Provision for tax (net of advance tax)

	9	-
	107	-
	115	-



JFL Life Sciences Limited

Notes to financial statements for the year ended March 31, 2022

(All amounts in Lakhs INR except otherwise stated)

Note 6 : Provision (continued)

(i) Defined benefit plan

The Company has gratuity as defined benefit retirement plan for its employees. Disclosures as required by Accounting Standard- 15 (Revised) for the period ended 28 February 2022 are as under

Particulars	As at 31 March 2022	As at 31 March 2021
I. The amount recognised in the statement of profit or loss are as follows		
1. Current service cost	4	-
2. Interest cost	1	-
3. Net Actuarial losses/(gains) recognised during the period	3	-
Total expense/(Income) included in "Employee benefits expense"	9	-
II. Amounts recognised in the balance sheet		
Net Defined Benefit obligation		
Present value of the defined benefit obligation at the end of the year	9	-
III. Changes in the present value of defined benefit obligation		
Present value of defined benefit obligation at the beginning of the year	-	-
Current service cost	4	-
Interest cost	1	-
Actuarial gain on defined benefit obligation	3	-
Present value of the defined benefit obligation as at the end of the year	9	-

IV. Actuarial assumptions	For the year ended 31 March 2022	For the year ended 31 March 2021
The principal assumptions used in determining benefit obligations are shown below:		
Discount rate	7.05%	0.00%
Expected rate of salary increase	8.00%	0.00%
Withdrawal rate	10.00% p.a at younger ages reducing to 2.00% p.a at older ages	0.00%

The estimates of future salary increases, considered in actuarial valuation, takes account of inflation, seniority, promotion and other relevant factors such as supply and demand in the employment market.

V. Experience adjustments

Particulars	31 March 2019	31 March 2020	31 March 2021	31 March 2022
Defined benefit obligation	-	-	-	9
Surplus / (deficit)	-	-	-	(9)
Experience adjustments on plan liabilities	-	-	-	-



JFL Life Sciences Limited

Notes to financial statements for the year ended March 31, 2022

(All amounts in Lakhs INR except otherwise stated)

7 Deferred tax liabilities (Net) / (Deferred tax Assets (Net))

Particulars	As at March 31, 2022	Charge / (credit) for the current reporting year	As at March 31, 2021
Deferred Tax Liabilities			
Depreciation	18	4	14
	<u>18</u>	<u>4</u>	<u>14</u>
Deferred Tax Assets			
Gratuity u/s 40A(7)	-	-	-
Net Deferred Tax Liabilities / (assets)	<u>18</u>	<u>4</u>	<u>14</u>

Particulars	As at March 31, 2021	Charge / (credit) for the previous reporting year	As at March 31, 2020
Deferred Tax Liabilities			
Depreciation	14	4	10
	<u>14</u>	<u>4</u>	<u>10</u>
Deferred Tax Assets			
Gratuity u/s 40A(7)	-	-	-
Net Deferred Tax Liabilities / (assets)	<u>14</u>	<u>4</u>	<u>10</u>

8 Short Term Borrowings

Secured

Cash Credit	538	540
Current maturities of long-term debt	206	321
	<u>744</u>	<u>861</u>

a) Cash Credit is secured by factory land and building located at plot no. 615, Kerala, Bavla - 382220.

9 Trade payables

- Total outstanding dues of micro and small enterprises (Refer note below)	-	-
- Total outstanding dues of creditors other than micro and small enterprises	1,544	460
	<u>1,544</u>	<u>460</u>

Outstanding for following periods from due date of payment as at Mar 31, 2022

Particulars	MSME	Others	Disputed dues – MSME	Disputed dues – Others
Less than 1 year	-	1,371	-	-
1-2 years	-	173	-	-
2-3 years	-	-	-	-
More than 3 years	-	-	-	-
Total	<u>-</u>	<u>1,544</u>	<u>-</u>	<u>-</u>

Outstanding for following periods from due date of payment as at Mar 31, 2021

Particulars	MSME	Others	Disputed dues – MSME	Disputed dues – Others
Less than 1 year	-	437	-	-
1-2 years	-	22	-	-
2-3 years	-	-	-	-
More than 3 years	-	-	-	-
Total	<u>-</u>	<u>460</u>	<u>-</u>	<u>-</u>

The Company has not received information from vendors regarding their status under the Micro, Small and Medium Enterprises Development Act, 2006 (MSMED) and hence disclosure relating to the amounts unpaid as at the end of the current reporting period together with interest paid/ payable under this Act has not been given.

10 Other current liabilities

Expense Payable	-	9
Statutory Dues	3	18
Advance received from customers	432	9
	<u>435</u>	<u>36</u>



JFL Life Sciences Limited
 Notes to financial statements for the year ended March 31, 2022
 (All amounts in Lakhs INR except otherwise stated)

11 Property, Plant and equipment

Particulars	Leasehold land*	BUILDING	PLANT & MACHINERY	OFFICE EQUIPMENTS	FURNITURE & FIXTURES	VEHICLES	Total
Gross block							
Balance as at 31 March 2020	285	41	234	11	2	34	606
Additions during the year	-	1	169	2	-	-	172
Disposals during the year	-	-	-	-	-	-	-
Balance as at 31 March 2021	285	42	403	13	2	34	779
Additions during the year	-	6	95	0	2	-	103
Balance as at 31 March 2022	285	48	498	13	4	34	882
Depreciation and impairment							
Balance as at 31 March 2020	-	7	89	6	0	4	106
Charge for the year	-	1	20	0	1	4	26
Disposals during the year	-	-	-	-	-	-	-
Balance as at 31 March 2021	-	8	110	6	1	7	133
Charge for the year	13	1	14	3	0	5	37
Balance as at 31 March 2022	13	9	124	9	1	12	170
Net Book Value							
As at 31 March 2022	272	39	374	4	3	22	713
As at 31 March 2021	285	34	293	7	1	27	645

Note 1 :- Leasehold land comprises of land bought from Gujarat Industrial Development Corporation (GIDC) at 99 years of lease



JFL Life Sciences Limited
Notes to financial statements for the year ended March 31, 2022
 (All amounts in Lakhs INR except otherwise stated)

Particulars	As at 31 March 2022	As at 31 March 2021
12 Long term loans and advances		
(Unsecured considered good unless otherwise stated)		
Security deposit	15	14
Capital advance	66	-
Advance tax (Net of provision)	-	1
	<u>80</u>	<u>15</u>
13 Other Non Current Assets		
Other Bank Balances	103	191
(Comprises of margin deposits with bank having remaining maturity for more than 12 months)		
	<u>103</u>	<u>191</u>
14 Inventories		
Stock at end - RM	1,004	551
Stock at end - WIP	-	11
Stock at end - FG	492	12
	<u>1,496</u>	<u>574</u>
15 Trade receivables		
Unsecured, considered good unless otherwise stated		
Outstanding for a period exceeding six months from the date they are due for payment		
- Considered good	593	381
- Considered doubtful	-	-
	<u>593</u>	<u>381</u>
Less: Provision for doubtful debts	-	-
	<u>593</u>	<u>381</u>
Other receivables		
- Considered good	1,388	800
Total	<u>1,981</u>	<u>1,181</u>
Outstanding for following periods from due date of payment as at Mar 31, 2022		
Particulars	Undisputed - Considered good	Undisputed - Considered doubtful
Less than 6 month	1,387	-
6 months - 1 year	-	-
1-2 years	397	-
2-3 years	190	-
More than 3 years	6	-
Total	<u>1,981</u>	<u>-</u>
Outstanding for following periods from due date of payment as at Mar 31, 2021		
Particulars	Undisputed - Considered good	Undisputed - Considered doubtful
Less than 6 month	800	-
6 months - 1 year	169	-
1-2 years	206	-
2-3 years	6	-
More than 3 years	-	-
Total	<u>1,181</u>	<u>-</u>
16 Cash and cash equivalents		
Balances with banks		
In current accounts	-	-
Cash on hand		
In Indian Rupees	19	4
	<u>19</u>	<u>4</u>
17 Short term loans and advances		
(Unsecured considered good unless otherwise stated)		
Advance to vendors	355	174
Balance with Government Authorities	70	96
	<u>425</u>	<u>270</u>
18 Other current assets		
Prepaid Expenses	1	-
Interest Receivable	9	0
	<u>10</u>	<u>0</u>



JFL Life Sciences Limited
Notes to financial statements for the year ended March 31, 2022
(All amounts in Lakhs INR except otherwise stated)

Particulars	For the year ended 31 March 2022	For the year ended 31 March 2021
19 Revenue from operations		
Sale of products	3,359	3,277
	3,359	3,277
20 Other income		
Interest income	10	8
Exchange Fluctuation (Net)	4	1
Commission Income	72	-
Other non-operating income (net of expenses directly attributable to such income)	3	1
	89	9
21 Cost of Material Consumed		
Opening Stock of RM and PM	551	338
Cost of purchases	3,502	3,086
Closing Stock of RM and PM	(1,004)	(551)
	3,049	2,872
22 Changes in inventories		
Closing Stock of WIP and FG	(492)	(23)
Opening Stock of WIP and FG	23	37
	(469)	15
23 Employee benefits expense		
Salaries and bonus	131	95
Gratuity expense	9	-
Staff welfare expenses	3	1
	143	96
24 Finance costs		
Interest expense	205	123
Interest Expense on Tax	-	-
Other Borrowing Cost	3	1
	208	123
25 Depreciation and amortisation expense		
Depreciation on tangible assets	37	26
	37	26
26 Other expenses		
Rates and taxes	13	3
Power and fuel	30	19
Legal and professional fees	7	11
Repair and maintenance - others	8	2
Payments to auditor (refer details below)	2	1
Travelling and Conveyance	14	1
Selling and distribution expenses	1	1
IPO related expense	7	-
Insurance	1	1
Communication cost	1	1
Security Charges	10	11
Miscellaneous expenses	7	26
	101	76
Payment to auditor excl GST		
-Statutory Audit	1	1
-Tax and GST Audit	1	-
-Other certification work	1	-
Total	2	1
27 Profit per Equity share		
Net profit attributable to equity shareholders (A)	280	56
Nominal value per equity share	10	10
Weighted average number of equity shares outstanding during the year (B)	68,23,729	60,65,889
Basic and Diluted profit per equity share in rupees of face value of INR 10 (A)/(B)	4.11	0.92



JFL Life Sciences Limited

Notes to financial statements for the year ended March 31, 2022

(All amounts in Lakhs INR except otherwise stated)

28 Related party disclosure as required by Accounting standard (AS) 18 "Related Party Disclosures"

i) Related parties with whom transactions have taken place during the year

Associate Concern

Jay Formulations Ltd

Flourish Pharma

Ace Learning and Counseling Private Limited

Key Management Personnel

Mr. Smiral A Patel (Director)

Mrs. Tejal S Patel (Director)

Relative of Director

Ashwin Patel

Rakshit Patel

iii) Related party transactions and outstanding balances

The following table provides the total amount of transactions that have been entered into with the related parties for the relevant financial year and the outstanding balances as at March 31, 2022 and March 31, 2021:

Particulars	Year ended/ As at	Director Remuneration	Loan Taken	Loan Repaid	Salary	Advance Given	Advance Repaid	Amount receivable from related parties	Amount payable to related parties
Key Management Personnel									
Mr. Smiral A Patel	31-Mar-22	15	267	267	-	-	-	-	-
	31-Mar-21	12	86	94	-	-	-	1	-
Mrs. Tejal S Patel	31-Mar-22	11	179	179	-	-	-	-	-
	31-Mar-21	9	60	90	-	-	-	-	1
Relative of Director									
Ashwin Patel	31-Mar-22	-	-	-	3	-	-	-	1
	31-Mar-21	-	-	-	2	-	-	-	0
Rakshit Patel	31-Mar-22	-	-	-	-	-	-	-	-
	31-Mar-21	-	-	8	-	-	-	-	-
Associate Concern									
Jay Formulations Ltd	31-Mar-22	-	-	-	-	-	-	-	-
	31-Mar-21	-	-	3	-	22	31	-	0
Flourish Pharma	31-Mar-22	-	-	-	-	-	-	-	-
	31-Mar-21	-	30	103	-	-	30	-	-
Ace Learning and Counseling Private Limited	31-Mar-22	-	-	-	-	-	-	-	-
	31-Mar-21	-	-	-	-	-	3	-	-

Note

Related party relationships as per Accounting Standard 18 have been identified by the Management. The sale of services to and cost of services from related parties are in the ordinary course of business and are on terms equivalent to those that prevail in arm's length transactions.



	As at 31 March 2022	As at 31 March 2021
29 Earnings in foreign currency		
Sale of products	23	
	23	
30 Expenditure in foreign currency		
Cost of purchase		
31 CIF value of Imports		
CIF value of import for component & spares		

32 Capital commitment and contingent liabilities

a) Capital commitment

There are no capital commitment outstanding as at reporting date (as at March 31, 2021: Nil)

b) Contingent liabilities

There are no contingent liabilities

33 Summary of Submissions to Banks and its comparison against books of accounts

Month	Name of Bank	Particulars provided	Amount as per Books	Amount reported to banks	Amount of difference	Reason for material discrepancies
Apr-21	State Bank of India	Stock + Book Debts	882	916	34	
May-21	State Bank of India	Stock + Book Debts	1,594	1,655	61	
Jun-21	State Bank of India	Stock + Book Debts	1,754	1,821	67	
Jul-21	State Bank of India	Stock + Book Debts	1,639	1,702	63	Management have performed physical verification of stock in year end, on account of same,
Aug-21	State Bank of India	Stock + Book Debts	1,255	1,303	48	it was observed that book
Sep-21	State Bank of India	Stock + Book Debts	1,692	1,756	65	stock was in excess of physical
Oct-21	State Bank of India	Stock + Book Debts	1,276	1,325	49	stock. Hence, adjustment were
Nov-21	State Bank of India	Stock + Book Debts	2,481	2,576	95	given for shortage of stock in
Dec-21	State Bank of India	Stock + Book Debts	2,279	2,366	87	financial statements
Jan-22	State Bank of India	Stock + Book Debts	2,051	2,130	79	
Feb-22	State Bank of India	Stock + Book Debts	1,929	2,003	74	
Mar-22	State Bank of India	Stock + Book Debts	3,476	3,609	133	



JFL Life Sciences Limited
Notes to financial statements for the year ended March 31, 2022
(All amounts in Lakhs INR except otherwise stated)

34 Ratio analysis and its elements

Ratio	Numerator	Denominator	As at 31 March 2022	As at 31 March 2021	% Change	Reasons
Current ratio	Current Assets	Current Liabilities	1.88	1.50	7%	Below 25%
Debt : Equity Ratio	Total Debt	Shareholder's Equity	2	3.4	94%	New issue of equity during the year
Debt Service Coverage ratio	Earnings for debt service + Net profit after taxes + Non-cash operating expenses	Debt service + Interest & Lease Payments + Principal Repayments	3.41	0.51	576%	Profit increases in FY 2021-22 substantially, hence debt service coverage increases
Return on Equity ratio	Net Profits after taxes - Preference Dividend	Average Shareholder's Equity	11%	9%	237%	Profit increases in FY 2021-22 substantially, hence debt service coverage increases
Inventory Turnover ratio	Cost of goods sold	Average Inventory	2.49	6.09	-59%	Higher purchase took place in March 22, More than INR 8 Crores. These has lead to decrease in Turnover ratio
Trade Receivable Turnover Ratio	Net credit sales = Gross credit sales - sales return	Average Trade Receivable	2	3	-21%	Below 25%
Trade Payable Turnover Ratio	Net credit purchases = Gross credit purchases - purchase return	Average Trade Payables	3	5	-29%	Higher purchase took place in March 22, More than INR 8 Crores. These has lead to decrease in Turnover ratio
Net Capital Turnover Ratio	Net sales = Total sales - sales return	Working capital = Current assets - Current liabilities	3	5	-37%	Provision for tax as on Mar 31, 2022 amounting to INR 1 Crores and higher trade receivables and inventories leads in FY 2021-22 leads to decrease in Turnover ratio.
Net Profit ratio	Net Profit	Net sales = Total sales sales return	8%	2%	387%	Profit increases in FY 2021-22 substantially, as cost of raw material went down during FY 2021-22.
Return on Capital Employed	Earnings before interest and taxes	Capital Employed = Tangible Net Worth + Total Debt + Deferred Tax Liability	0.21	0.08	155%	Earnings increases in FY 2021-22 substantially, as cost of raw material went down during FY 2021-22.
Return on Investment	Interest (Finance Income)	Investment	0%	0%	0%	NA

35 The Company has considered the business segment as the primary reporting segment on the basis that the risk and returns of the Company is primarily determined by the nature of products and services. Consequently, the geographical segment has been considered as a secondary segment. The business segment have been identified on the basis of the nature of products and services, the risks and returns, internal organisation and management structure and the internal performance reporting systems. The Business segment comprises of manufacturing and Selling of pharmaceutical products. Geographical segment is considered based on sales within India and outside India.

36 Previous year figures have been regrouped/rearranged whenever necessary to conform to this current year's classification.

As per our report of even date



For Doshi Doshi & Co.,
Chartered Accountants
Firm Registration No. 153683W


Chintan Doshi
Partner
Membership No. : 158931



Place : Ahmedabad
Date : July 29, 2022

For and on behalf of the Board of Directors


SMIRAL A. PATEL
Director
DIN: 00769486

PRATIMA SINGH
Company Secretary
Mem No. - A67869

Place : Ahmedabad
Date : July 29, 2022


TEJAL S. PATEL
Director
DIN: 07391559

BHAUMIK SHAH
CFO

Place : Ahmedabad
Date : July 29, 2022